

*From the boardroom to the breakroom, and every space in between, **Heartland** is the premier source for your office furniture. Designed to be the best value, our commercial-grade products meet your budget and perform beyond your expectations.*



*Desking*



Pages 2-7

*Accessories*



Page 7

*Seating*



Pages 8-11

*Tables*



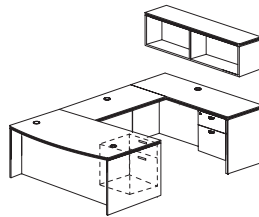
Pages 11-12



## Features

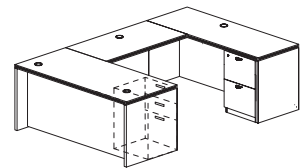


- Stylish reeded edge accents
- Premium-grade laminate finishes
- Durable, 3mm PVC edging
- Multiple sizes of components
- Sturdy, metal assembly connections
- Flared drawer pulls
- Leveling glides, grommets and core removable locks included
- UL GREENGUARD Gold certified
- BIFMA certified
- 10 Year Warranty



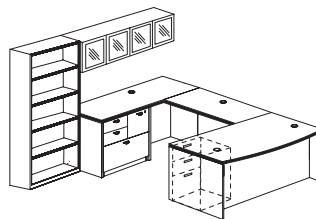
**Workstation Shown: \$2418.00**

HL189\*, HL170, HL143,  
(2) HL208OH, (2) HL107



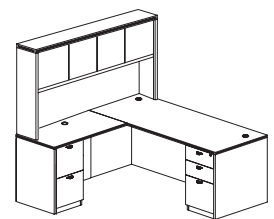
**Workstation Shown: \$1978.00**

HL101, HL197, HL143,  
HL166, HL175



**Workstation Shown: \$3349.00**


HL189\*, HL170, HL143,  
(2) HL208OH, (2) HL208SGD,  
HL157, HL144




**Workstation Shown: \$2162.00**

HL102, HL196, HL144OH,  
(2) HL144LD, HL166, HL175

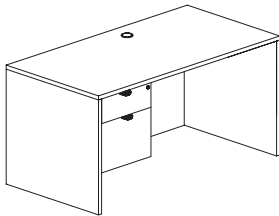
## Available Colors



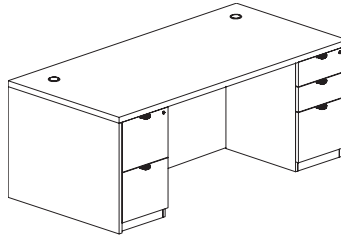
Walnut (WN)



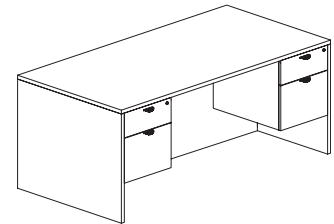
Ash Gray (AG)



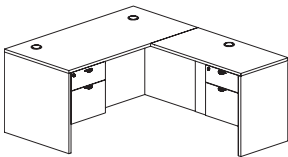
Workstation Shown: **\$685.00**  
HL104, HL107



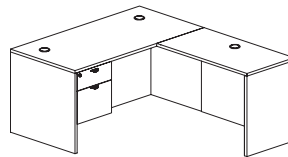
Workstation Shown: **\$1330.00**  
HL101, HL166, HL175



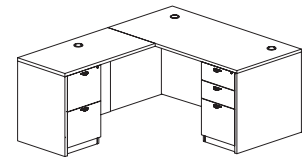
Workstation Shown: **\$1059.00**  
HL102, (2) HL107



Workstation Shown: **\$1299.00**  
HL103, HL196, (2) HL107



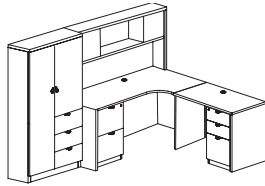
Workstation Shown: **\$1047.00**  
HL101, HL145, HL107



Workstation Shown: **\$1583.00**  
HL102, HL145, HL166, HL175



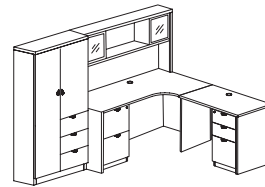
Hutch w/ 2 Laminate Doors



Workstation Shown: **\$3268.00**

HL181R, HL192, HL144OH,  
HL144LD, HL166, HL175,  
HL207\*

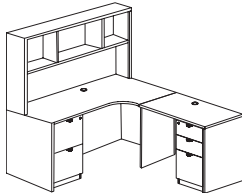
Hutch w/ 2 Silver Frame Glass Doors



Workstation Shown: **\$3410.00**

HL181R, HL192, HL144OH,  
HL144SGD, HL166, HL175,  
HL207\*


Open Hutch



Workstation Shown: **\$2075.00**

HL181R, HL192, HL144OH,  
HL166, HL175


Hutch w/ 4 Silver Frame Glass Doors



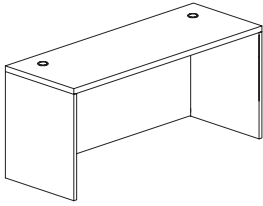
Workstation Shown: **\$2461.00**

HL181R, HL192, HL144OH,  
(2) HL144SGD, HL166,  
HL175

Available Colors

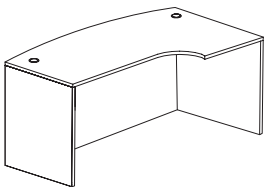


# COMPONENTS



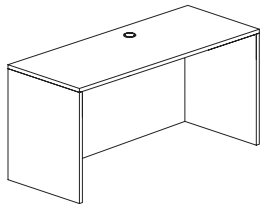
### Desk Shell

|        |           |          |
|--------|-----------|----------|
| HL-104 | 24" x 48" | \$364.00 |
| HL-121 | 30" x 48" | \$367.00 |
| HL-103 | 30" x 60" | \$379.00 |
| HL-102 | 30" x 66" | \$417.00 |
| HL-105 | 30" x 71" | \$445.00 |
| HL-101 | 36" x 71" | \$445.00 |



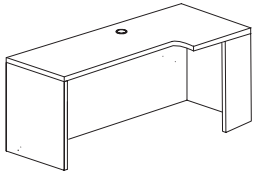
### Bow Desk Ext Shell (L or R)

|          |              |          |
|----------|--------------|----------|
| HL-177L* | 36/41" x 71" | \$740.00 |
| HL-177R* | 36/41" x 71" | \$740.00 |



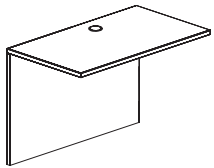
### Credenza Shell

|        |           |          |
|--------|-----------|----------|
| HL-111 | 24" x 66" | \$388.00 |
| HL-143 | 24" x 71" | \$401.00 |



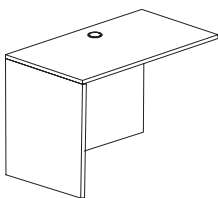
### Credenza Ext Shell (L or R)

|         |           |          |
|---------|-----------|----------|
| HL-181L | 24" x 71" | \$480.00 |
| HL-181R | 24" x 71" | \$480.00 |



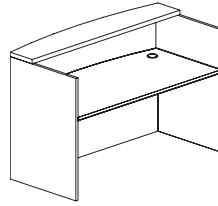
### Bridge

|        |           |          |
|--------|-----------|----------|
| HL-193 | 24" x 36" | \$195.00 |
| HL-197 | 24" x 42" | \$232.00 |
| HL-170 | 24" x 48" | \$235.00 |



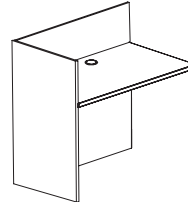
### Return Shell

|        |           |          |
|--------|-----------|----------|
| HL-192 | 24" x 36" | \$230.00 |
| HL-196 | 24" x 42" | \$278.00 |
| HL-145 | 24" x 48" | \$281.00 |



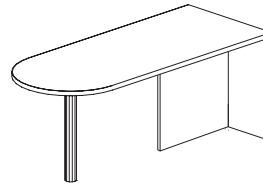
### Reception Bow Desk Shell

|        |              |          |
|--------|--------------|----------|
| HL-169 | 30/36" x 71" | \$709.00 |
|--------|--------------|----------|



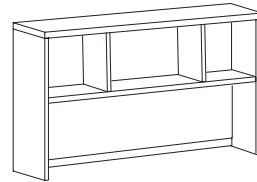
### Reception Return Shell

|        |           |          |
|--------|-----------|----------|
| HL-180 | 24" x 42" | \$345.00 |
|--------|-----------|----------|



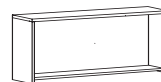
### D-Top

|        |           |          |
|--------|-----------|----------|
| HL-147 | 36" x 71" | \$463.00 |
|--------|-----------|----------|



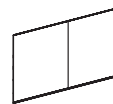
### Open Hutch

|          |     |          |
|----------|-----|----------|
| HL-140OH | 66" | \$462.00 |
| HL-144OH | 71" | \$480.00 |



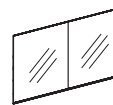
### Wall Mounted Open Hutch

|          |     |          |
|----------|-----|----------|
| HL-208OH | 36" | \$318.00 |
|----------|-----|----------|



### Laminate Doors for Hutch (Set of 2)

|          |     |         |
|----------|-----|---------|
| HL-208LD | 36" | \$51.00 |
| HL-140LD | 66" | \$51.00 |
| HL-144LD | 71" | \$51.00 |



### Glass Doors for Hutch (Set of 2)

|           |     |          |
|-----------|-----|----------|
| HL-208SGD | 36" | \$193.00 |
| HL-140SGD | 66" | \$193.00 |
| HL-144SGD | 71" | \$193.00 |

\*Item is coming soon

# COMPONENTS

Available Colors



Walnut (WN) Ash Gray (AG)

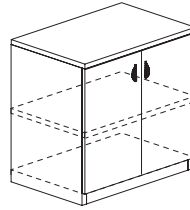


**HEARTLAND  
OFFICE SOURCE**  
FUNCTIONAL - AFFORDABLE - QUALITY



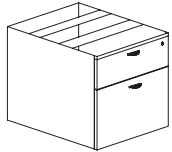
### Top for Full Height Ped

HL-66T 22"D x 15.5" x 1"D \$54.00



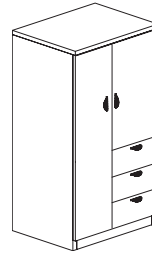
### Storage Cabinet w/ Lock

HL-113 29"H x 34.5" x 22.5"D \$511.00



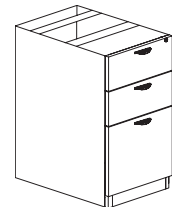
### BF Ped w/ Lock

HL-107 20"H x 15.5" x 22"D \$321.00



### Wardrobe Cabinet

HL-207\* 69"H x 24" x 18.75"D \$1142.00



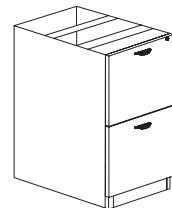
### BBF Ped w/ Lock

HL-166 28"H x 15.5" x 22"D \$450.00



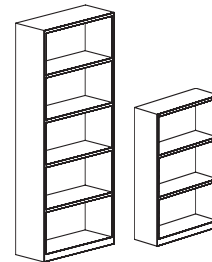
### 4 Dr. Vertical File - Letter

HL-484\* 54.25"H x 15.25" x 22.5"D \$930.00



### FF Ped w/ Lock

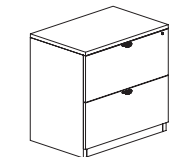
HL-175 28"H x 15.5" x 22"D \$435.00



### Bookcases

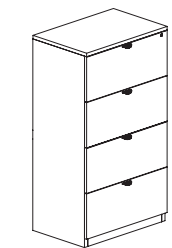
HL-155 48H x 33.5 x 11.25D \$321.00

HL-157 69H x 33.5 x 11.25D \$447.00



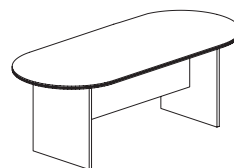
### 2 Dr. Lateral File w/ Lock

HL-112 29"H x 34.5" x 22.5"D \$740.00



### 4 Dr. Lateral File w/ Lock

HL-184\* 54"H x 34.5" x 22.5"D \$1944.00



### Racetrack Tables

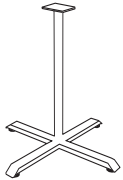

HL-135 71" x 36" \$539.00

HL-136 96" x 42" (2 pcs.) \$798.00



### Multi Lateral File w/ Lock

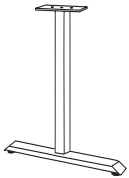
HL-114 29"H x 30.5" x 22.5"D \$740.00



## Cross Base

|          |           |          |
|----------|-----------|----------|
| HLT-XB24 | 24" x 24" | \$235.00 |
| HLT-XB36 | 36" x 36" | \$285.00 |

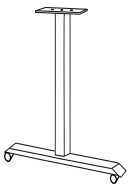
Available in silver or black



## T-Leg

|          |     |          |
|----------|-----|----------|
| HLT-TL22 | 22" | \$150.00 |
|----------|-----|----------|

Available in silver or black



## T-Leg w/ Casters

|            |     |          |
|------------|-----|----------|
| HLT-TL22-C | 22" | \$177.00 |
|------------|-----|----------|

Available in silver or black



## Round Worksurface

|         |            |          |
|---------|------------|----------|
| HLT-36R | 36" Fluted | \$195.00 |
| HLT-42R | 42" Fluted | \$265.00 |
| HLT-48R | 48" Fluted | \$343.00 |



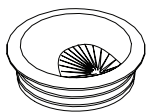
## Rectangular Worksurface

|          |                  |          |
|----------|------------------|----------|
| HLT-2424 | 24" x 24" Fluted | \$92.00  |
| HLT-2436 | 24" x 36" Fluted | \$135.00 |
| HLT-2442 | 24" x 42" Fluted | \$153.00 |
| HLT-2448 | 24" x 48" Fluted | \$170.00 |
| HLT-2460 | 24" x 60" Fluted | \$209.00 |
| HLT-2466 | 24" x 66" Fluted | \$215.00 |
| HLT-2472 | 24" x 72" Fluted | \$223.00 |
| HLT-3048 | 30" x 48" Fluted | \$212.00 |
| HLT-3060 | 30" x 60" Fluted | \$257.00 |
| HLT-3072 | 30" x 72" Fluted | \$290.00 |



## Ext. Corner Worksurface

|           |                |          |
|-----------|----------------|----------|
| HLT-2472L | 72" Fluted (L) | \$370.00 |
| HLT-2472R | 72" Fluted (R) | \$370.00 |



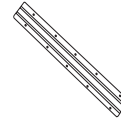
## Worksurface Grommet Covers

|              |         |
|--------------|---------|
| HL-GROMMET-S | \$10.00 |
|--------------|---------|



## Lock Cores w/ Key

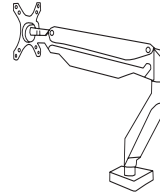
|          |              |
|----------|--------------|
| HL-LKPED | \$20.00/each |
| HL-LKCAB | \$20.00/each |



## Stiffener

|         |     |            |
|---------|-----|------------|
| HLT-48S | 48" | \$26.00/ea |
| HLT-60S | 60" | \$32.00/ea |

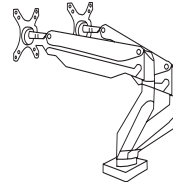
Screws not included



## Single Monitor Arm

|             |                  |          |
|-------------|------------------|----------|
| HA-MASINGLE | Edge/Grommet Mt. | \$280.00 |
|-------------|------------------|----------|

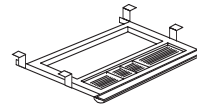
Edge or Grommet mount available



## Dual Monitor Arm

|           |                  |          |
|-----------|------------------|----------|
| HA-MADUAL | Edge/Grommet Mt. | \$480.00 |
|-----------|------------------|----------|

Edge or Grommet mount available



## Center Drawer

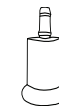
|         |           |         |
|---------|-----------|---------|
| HL-CDR1 | 21" x 16" | \$85.00 |
|---------|-----------|---------|

Screws included



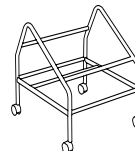
## Chair Casters

|            |          |         |
|------------|----------|---------|
| Standard   | Set of 5 | \$35.00 |
| Hard Floor | Set of 5 | \$35.00 |



## Chair Glides

|              |          |         |
|--------------|----------|---------|
| Chair Glides | Set of 5 | \$35.00 |
|--------------|----------|---------|



## Dolly

|             |                       |          |
|-------------|-----------------------|----------|
| HS-400Dolly | Floor Dolly for HS400 | \$134.00 |
|-------------|-----------------------|----------|

# SEATING

Task



**HEARTLAND  
OFFICE SOURCE**

FUNCTIONAL - AFFORDABLE - QUALITY



**HS-566** \$370.00

Synchro-tilt mechanism, tilt-tension, tilt-lock, adjustable height arms, horizontal mesh design, 275 lb rated, contoured seat with black fabric upholstery

*Optional seat covers colors available - see page 10 for colors*



**HS-566-SS** \$420.00

Synchro-tilt mechanism tilt-tension/lock, adjustable height arms, seat-slide horizontal mesh design, 275 lb rated, contoured seat with black fabric upholstery

*Optional seat covers colors available - see page 10 for colors*




**HS-SMARTI-EL\*** \$579.00

Syncho-tilt mechanism with 3-position lock, tilt-tension, 3-way adjustable arm pads adjustable lumbar support, seat-slide, DuraSoft seat cushion

*Shown in standard black fabric*

Seat cover colors available for SMARTI-EL & Artii models at \$60 list each



**HS-022** \$335.00

2:1 ratio synchro-tilt, tilt-tension/lock adjustable height arms, contoured seat

*Available in black fabric only*



**HS-023-SS** \$440.00

2:1 ratio synchro-tilt, tilt-tension/lock independent seat/back adjustments adjustable height arms, contoured seat and seat-slide

*Available in black fabric only*

*\*Item is coming soon*





**HS-901**      **\$395.00**

Management Chair upholstered in double Caressoft vinyl. Swivel-tilt, with tilt lock/tension adjustments. Padded arm rests. High Back version



**HS-906**      **\$330.00**

Management Chair upholstered in durable CaressSoft vinyl. Swivel-tilt, with tilt lock/tension adjustments. Padded arm rests. Mid Back version



**HS-865**      **\$495.00**

Executive Conference Chair, Knee-tilt for premium tilting movement, bonded leather upholstery, tilt lock/tension, pleated back design, sloped hard rubber arms



**HS-Etano\***      **\$835.00**

Executive Conference Chair, stylish black upholstery with pleated back design, tilt tension, tilt lock, polished aluminum base & arms



**HS-566-AL**      **\$525.00**

Conference Chair, stylish mesh back striping with fabric seat, synchro-tilt mechanism, tilt lock/tension, aluminum base & arm accents

*Optional seat covers colors available - see page 10 for colors*



**HS-866-AL**      **\$525.00**

Executive Conference Chair, anti-microbial vinyl upholstery, 2:1 ratio synchro-tilt mechanism, tilt lock/tension, aluminum base & arm accents

# SEATING

NESTING, GUEST & STACK



**HEARTLAND  
OFFICE SOURCE**  
FUNCTIONAL - AFFORDABLE - QUALITY

Optional seat cover colors available for HS-889, HS-889-C, HS-566, HS-566-SS, and HS-566-AL



HS-SC-GRAY    HS-SC-LIME    HS-SC-DARK-GRAY    HS-SC-BLUE    HS-SC-RED  
HS-SC-PURPLE available, but not shown    All seat covers \$55 list each



**HS-889                      \$250.00**

Pivot-Back Guest Chair, Black mesh/fabric seat, with arms



**HS-889-C                      \$265.00**

Pivot-Back Guest Chair, Black mesh/fabric seat, with arms & casters



**HS-400                      \$134.00/ea**  
**HS-400-LTL    Must ship 5/Box    \$140.00/ea**

Stackable chair with black polypropylene seat & back. Chrome Frame.

*Chairs can be stacked on the optional dolly up to 20 high. See page 7 for dolly information. Optional ganging clips available.*



**HS-067                      \$185.00**

Mesh back guest chair with arms and black fabric seat. Can be converted to armless.

*Sold in cartons of 4 chairs.*



**HS-067-C                      \$199.00**

Mesh back guest chair with casters. Black fabric seat. Can be converted to armless.

*Sold in cartons of 4 chairs.*



**HS-Artii\*                      \$545.00**

Training room chair, nesting and stacking, silver frame with black mesh/fabric seat standard. Flip-up arm rests. Casters.

*Sold in cartons of 3 chairs.  
See page 8 for optional seat cover colors*

*\*Item is coming soon*

*Available Colors*



Walnut (WN) Ash Gray (AG)

# SEATING/TABLES



**HS-001** \$699.00

Club lounge chair. Fully upholstered in a black soft-touch antimicrobial vinyl. Designed for today's modern & simple spaces. Brushed nickel steel legs.



**HS-096-BIG** \$555.00

Heavy-Duty Task Chair weight rated for users up to 400 pounds. Steel base, spring tension, tilt adjustment, tilt lock, adjustable arms with padded arm rests, black fabric



**HS-021** \$405.00

Task Stool, mesh back with black fabric seat, pneumatic height adjustment, adjustable arms, includes footring, black fabric

*Seat height range from floor: 26" to 30"*



## Flip-Top

- Frame supports top depths from 20-30 inches
- Telescoping beam accommodates tabletop widths from 48 to 72 inches
- Oversize locking casters with leveling stems
- Single-handle control for easy flip up
- Optional metal modesty panel also telescopes



**HS-Doobi\*** \$625.00

*Silver base frame only*



**HS-Doobi-MOD\*** \$249.00

*Metal modesty only*

\*Item is coming soon

Table tops sold separately see page 7 for table top options.

# TABLES

SIT/STAND



**HEARTLAND  
OFFICE SOURCE**

FUNCTIONAL - AFFORDABLE - QUALITY



- Dual Motor (2 Leg) or Three-motor system (3 Leg)
- Anti-collision feature
- Ultra silent at 50dB
- Expandable to fit tops from 48" to 72" wide
- Can be modified to fit 42" tops
- 3 programmable presets on handset
- Can be configured in 90°, 120° or 180° angles (3 Leg only)
- Height range 23" to 48" / Weight rated at 275 lbs



**2-Leg, 3 Stage Base**

**HETB-2L3S 2 Leg \$805.00**

Available in silver or black  
27" footplate standard



Handset



**3-Leg, 3 Stage Base**

**HETB-3L3S 3 Leg \$1235.00**

Available in silver or black  
27" footplate standard



180°



120°

## Optional 23" Footplate

**HETB-23FOOT \$35.00/ea.**

Available in silver or black

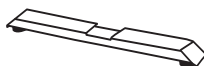


Table tops sold separately see page 7 for table top options.